

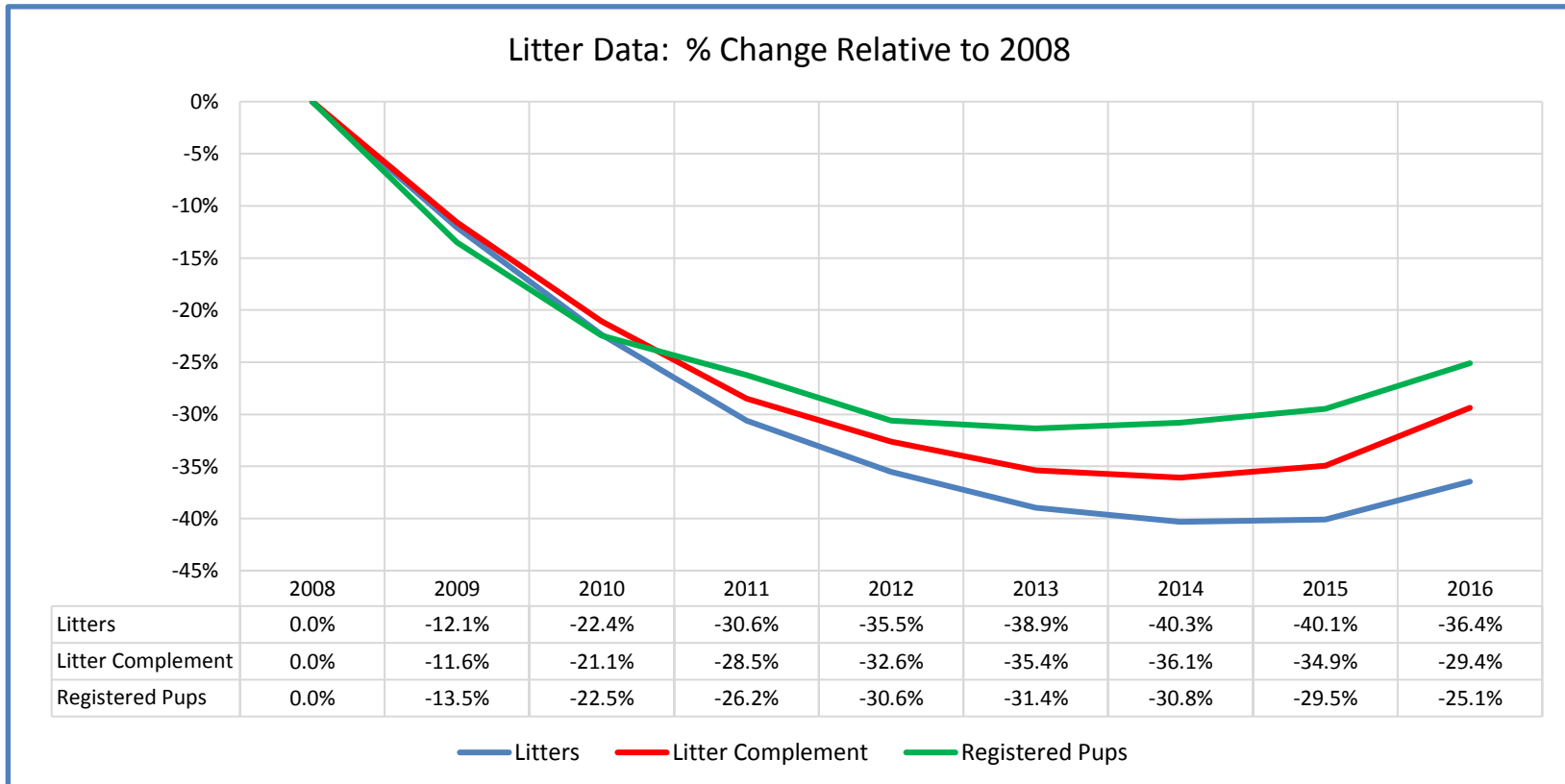
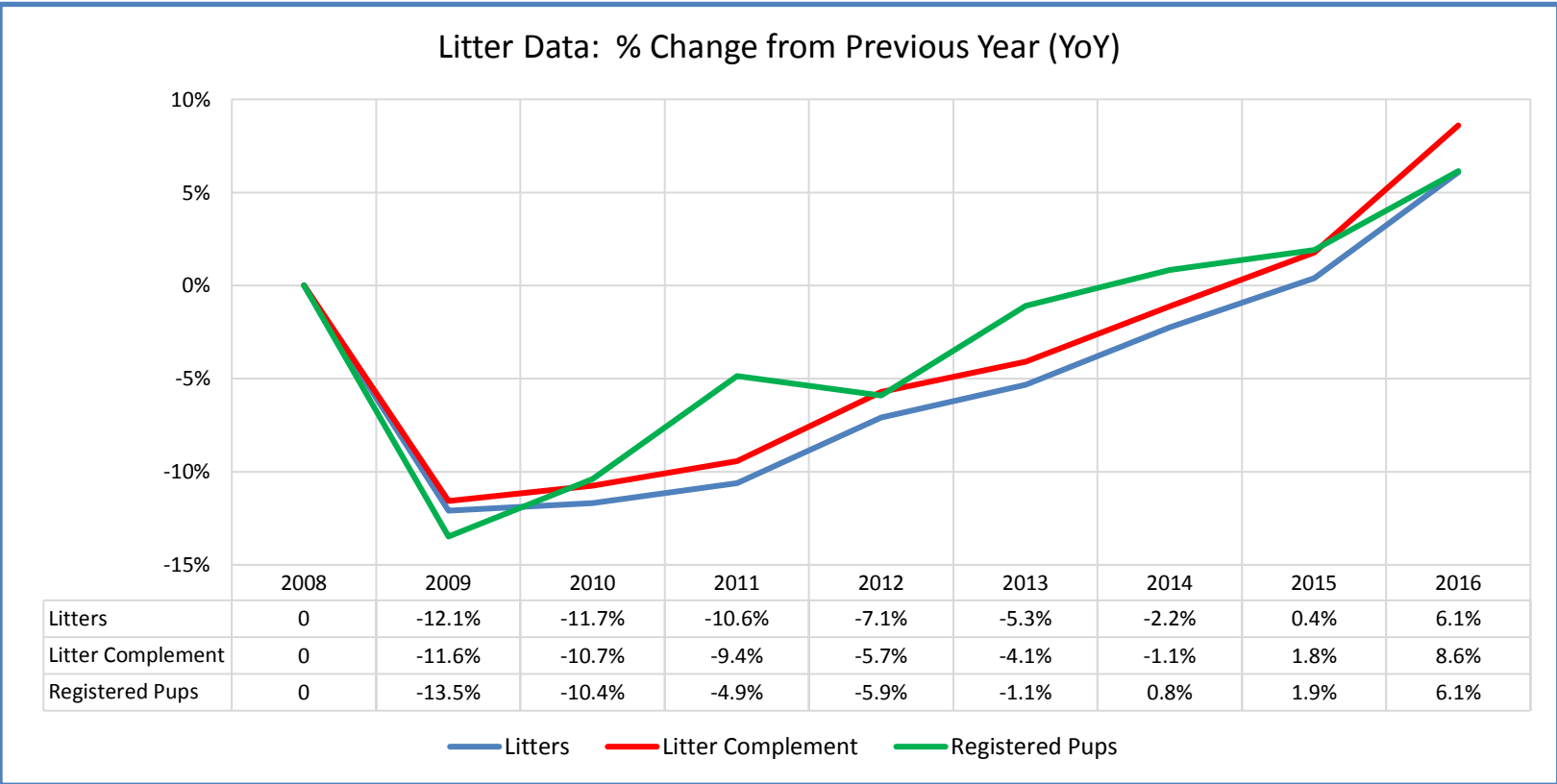
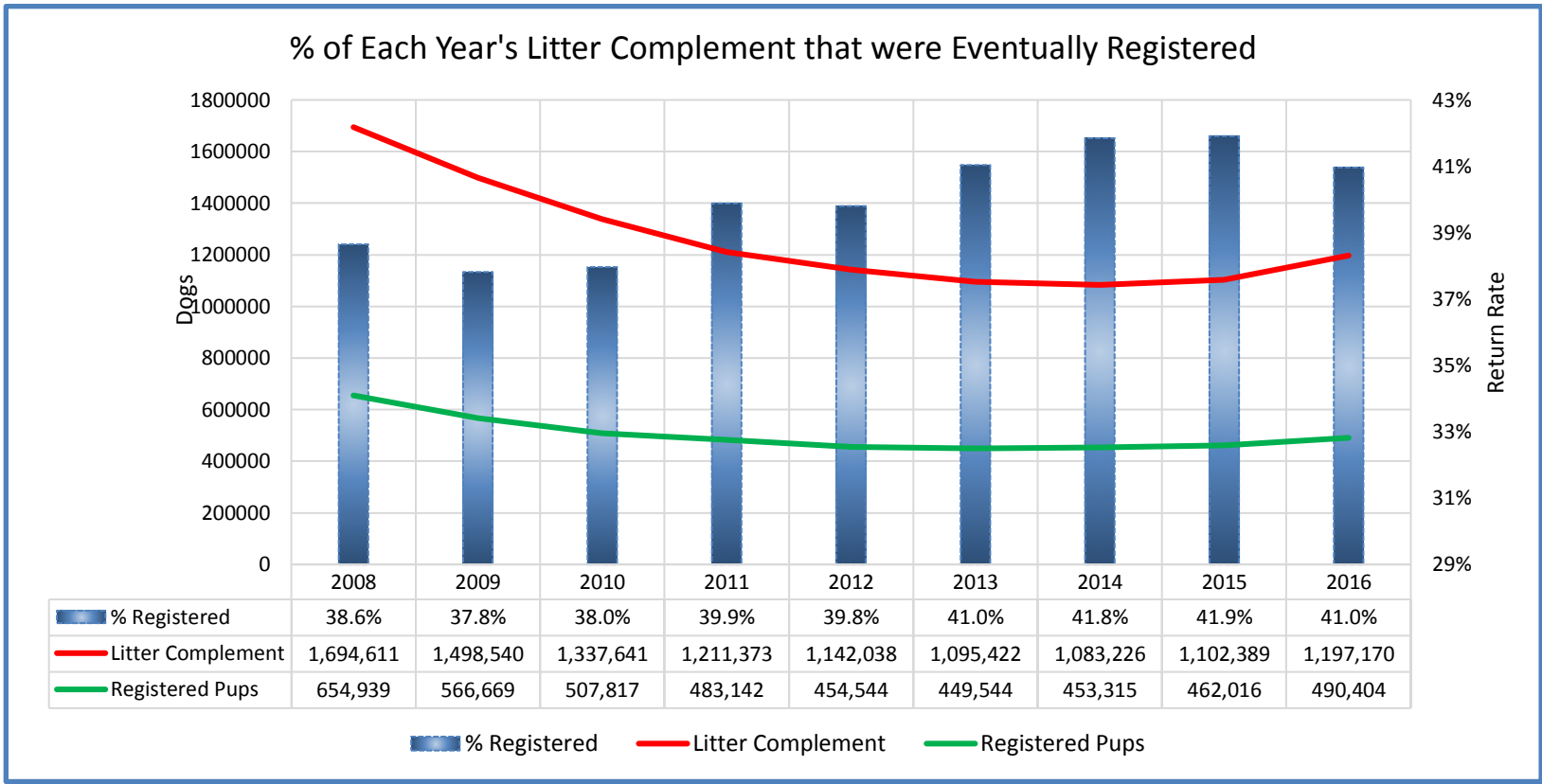
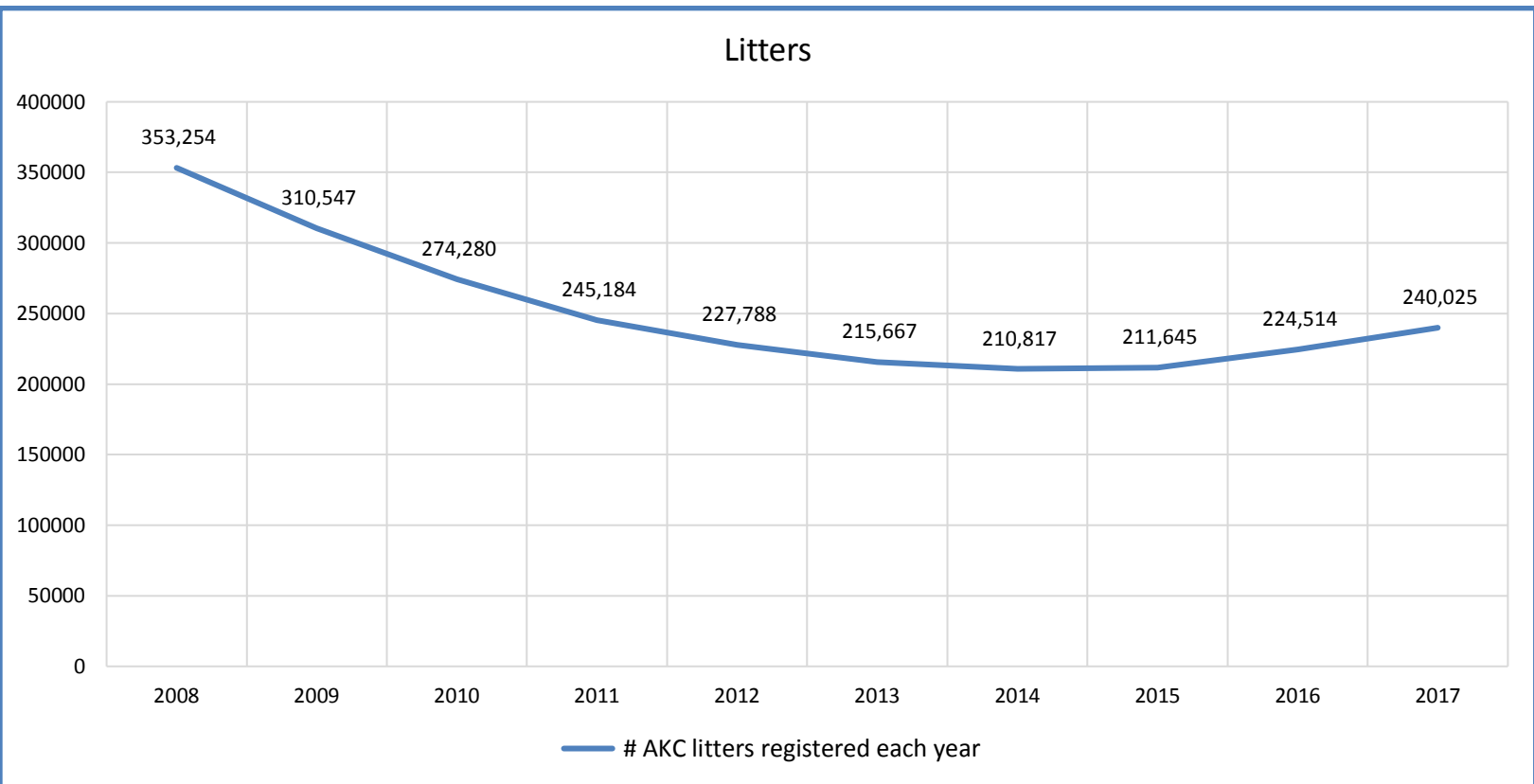
All Breeds												
Metric	2008	2009	2010	2011	2012	2013	2014	2015	2016	2017	Notes	
Litter #'s & Litter Related Stats	Registered Litters	353,254	310,547	274,280	245,184	227,788	215,667	210,817	211,645	224,514	240,025	# AKC litters registered each year
	Litter Complement	1,694,611	1,498,540	1,337,641	1,211,373	1,142,038	1,095,422	1,083,226	1,102,389	1,197,170	1,300,248	# Pups in each year's litters (known as the "Complement")
	Average Complement	4.80	4.83	4.88	4.94	5.01	5.08	5.14	5.21	5.33	5.42	Average # of pups per litter
	Individually Registered Pups (to date)	654,939	566,669	507,817	483,142	454,544	449,544	453,315	462,016	490,404	432,037	# Pups from each year's litters individually registered (to date)
	Actual Return Rate (to date)	38.6%	37.8%	38.0%	39.9%	39.8%	41.0%	41.8%	41.9%	41.0%	33.2%	% Pups from each year's litters individually registered (to date)
	Limited Registrations (to date)	76,687	73,704	69,855	73,137	74,823	78,697	84,575	94,946	108,970	108,729	# Limited Registrations from each year's litters (to date)
	% Complement Registered Limited (to date)	4.5%	4.9%	5.2%	6.0%	6.6%	7.2%	7.8%	8.6%	9.1%	8.4%	% Pups from each year's litters Registered as Limited (to date)
	Limited Revoked (to date)	1,494	1,555	1,300	1,428	1,435	1,539	1,602	1,626	1,184	475	# Limited Revoked Dogs from each year's litters (to date)
	Litters from Revoked Limited (to date)	1,397	1,414	1,207	1,287	1,323	1,417	1,461	1,393	945	369	Litters involving each year's Revoked Limited (to date)
	Complement Bitches in Conformation	27,174	25,526	24,702	23,939	23,337	22,552	21,736	21,058	20,165	13,372	# Bitches from each year's litters in Conformation (to date)
	Complement Dogs in Conformation	21,599	20,041	19,536	18,980	18,481	17,313	16,815	15,830	15,336	10,014	# Males from each year's litters in Conformation (to date)
	Total Complement in Conformation (to date)	48,773	45,567	44,238	42,919	41,818	39,865	38,551	36,888	35,501	23,386	Total from each year's litters in Conformation (to date)
	% Complement in Conformation (to date)	2.9%	3.0%	3.3%	3.5%	3.7%	3.6%	3.6%	3.3%	3.0%	1.8%	% of each year's litters in Conformation (to date)
	Complement Bitches Bred	99,514	89,541	81,166	76,379	75,420	72,329	68,331	57,807	35,319	6,267	Bitches from each year's litters that have been bred (to date)
	Complement Dogs Bred	58,249	50,887	45,355	41,488	39,310	36,741	34,448	30,576	22,523	4,630	Males from each year's litters that have been bred (to date)
	Total Complement Bred (to date)	157,763	140,428	126,521	117,867	114,730	109,070	102,779	88,383	57,842	10,897	Total from each year's litters that have been bred (to date)
	% Complement Bred (to date)	9.3%	9.4%	9.5%	9.7%	10.0%	10.0%	9.5%	8.0%	4.8%	0.8%	% of each year's litters that have been bred (to date)

Dog #'s & Dog Related Stats	AKC Dog Registrations	699,568	632,514	546,477	517,450	480,690	465,661	463,644	473,380	511,049	546,789	# Registered from AKC Litters during each year
	FSS Registrations	7,122	5,927	3,223	4,738	3,830	2,488	2,871	1,543	337	244	# of FSS Dog Registrations each year
	Conditional Registrations	3,070	2,572	2,182	2,047	1,953	1,869	2,113	2,074	2,104	2,162	# of Conditional Registrations each year
	Open Registrations	1,338	1,042	1,375	1,333	1,650	1,624	1,553	2,305	1,822	1,585	# of Open Registrations each year
	Foreign Registrations	7,694	7,027	6,769	6,501	7,010	6,733	7,081	7,778	9,056	9,977	# of Foreign-born Registrations each year
	Total Dogs Registered	718,792	649,082	560,026	532,069	495,133	478,375	477,262	487,080	524,368	560,757	Total Dog Registrations each year
	Unique Bitches in Conformation (each year)	76,250	73,330	71,315	69,949	68,266	66,321	64,157	62,556	61,322	60,075	Unique # of bitches in Conformation each year
	Unique Dogs in Conformation (each year)	63,602	60,988	58,989	58,056	56,932	54,709	52,645	50,895	49,297	47,962	Unique # of males in Conformation each year
	Total Unique in Conformation (each year)	139,852	134,318	130,304	128,005	125,198	121,030	116,802	113,451	110,619	108,037	Unique # in Conformation each year
	Unique Bitches Bred (each year)	306,115	278,652	246,996	220,146	202,804	191,172	185,586	185,789	195,234	203,131	Unique # bitches bred each year
	Unique Dogs Bred (each year)	200,932	183,914	162,915	144,908	131,224	122,857	118,030	116,331	119,417	122,059	Unique # males bred each year
Total Bred (each year)	507,047	462,566	409,911	365,054	334,028	314,029	303,616	302,120	314,651	325,190	Unique # bred each year	

% Change YOY	2008	2009	2010	2011	2012	2013	2014	2015	2016	2017	
Litters	N/A	-12.1%	-11.7%	-10.6%	-7.1%	-5.3%	-2.2%	0.4%	6.1%	6.9%	These %'s are calculated to show the change each year from the previous year.
Litter Complement	N/A	-11.6%	-10.7%	-9.4%	-5.7%	-4.1%	-1.1%	1.8%	8.6%	8.6%	
Registered Pups	N/A	-13.5%	-10.4%	-4.9%	-5.9%	-1.1%	0.8%	1.9%	6.1%	-11.9%	

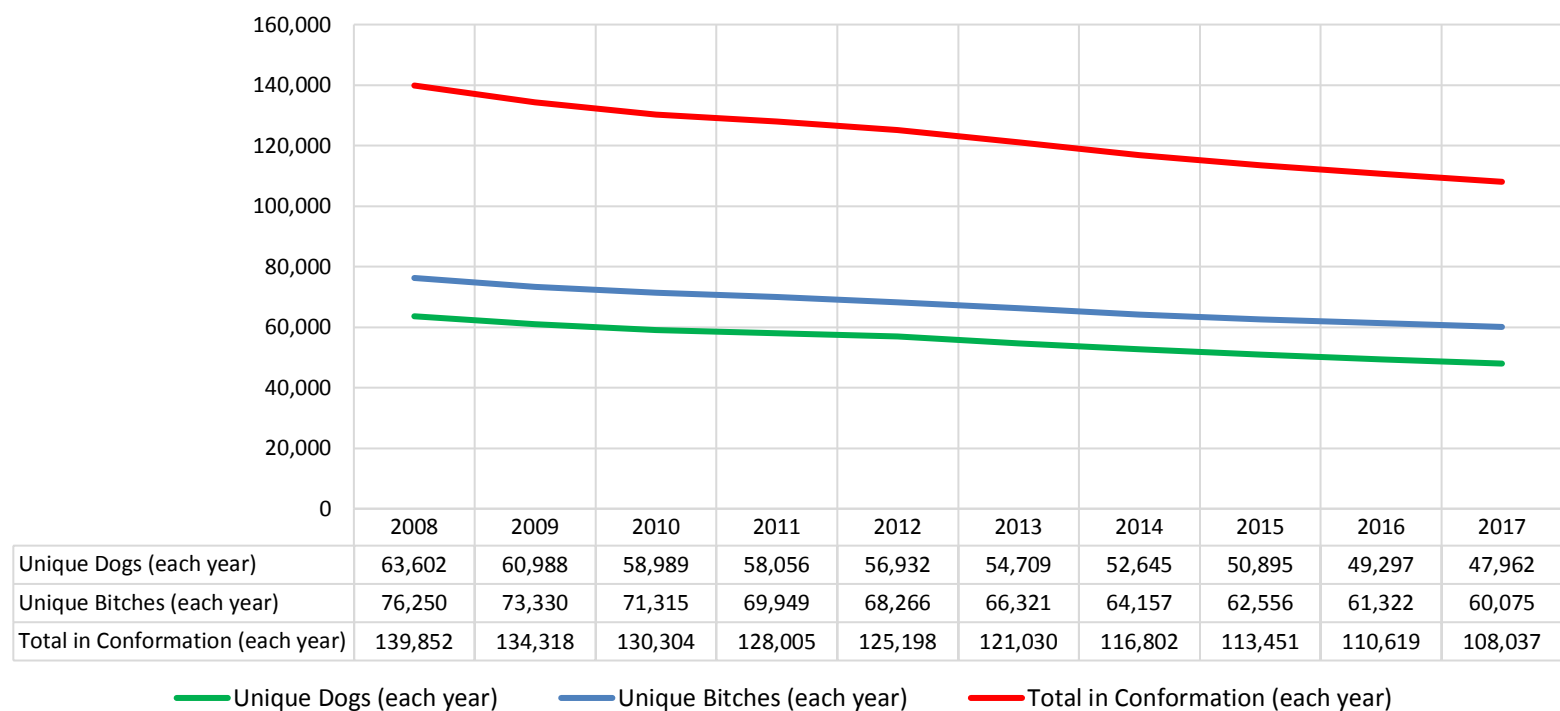
% Change Relative 2008	2008	2009	2010	2011	2012	2013	2014	2015	2016	2017	
Litters	0.0%	-12.1%	-22.4%	-30.6%	-35.5%	-38.9%	-40.3%	-40.1%	-36.4%	-32.1%	These %'s are calculated to show the change each year compared to 2008.
Litter Complement	0.0%	-11.6%	-21.1%	-28.5%	-32.6%	-35.4%	-36.1%	-34.9%	-29.4%	-23.3%	
Registered Pups	0.0%	-13.5%	-22.5%	-26.2%	-30.6%	-31.4%	-30.8%	-29.5%	-25.1%	-34.0%	

# All Breeds

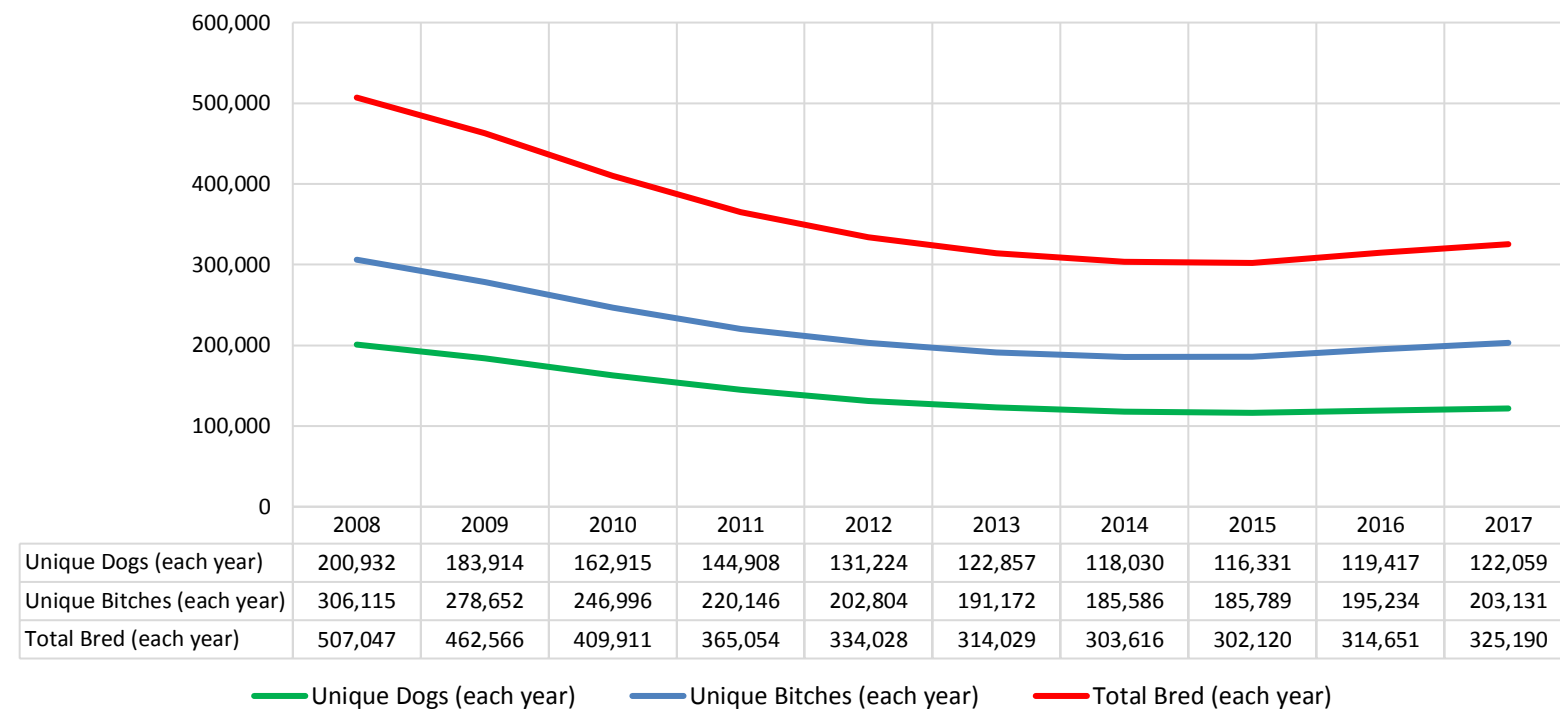


# All Breeds

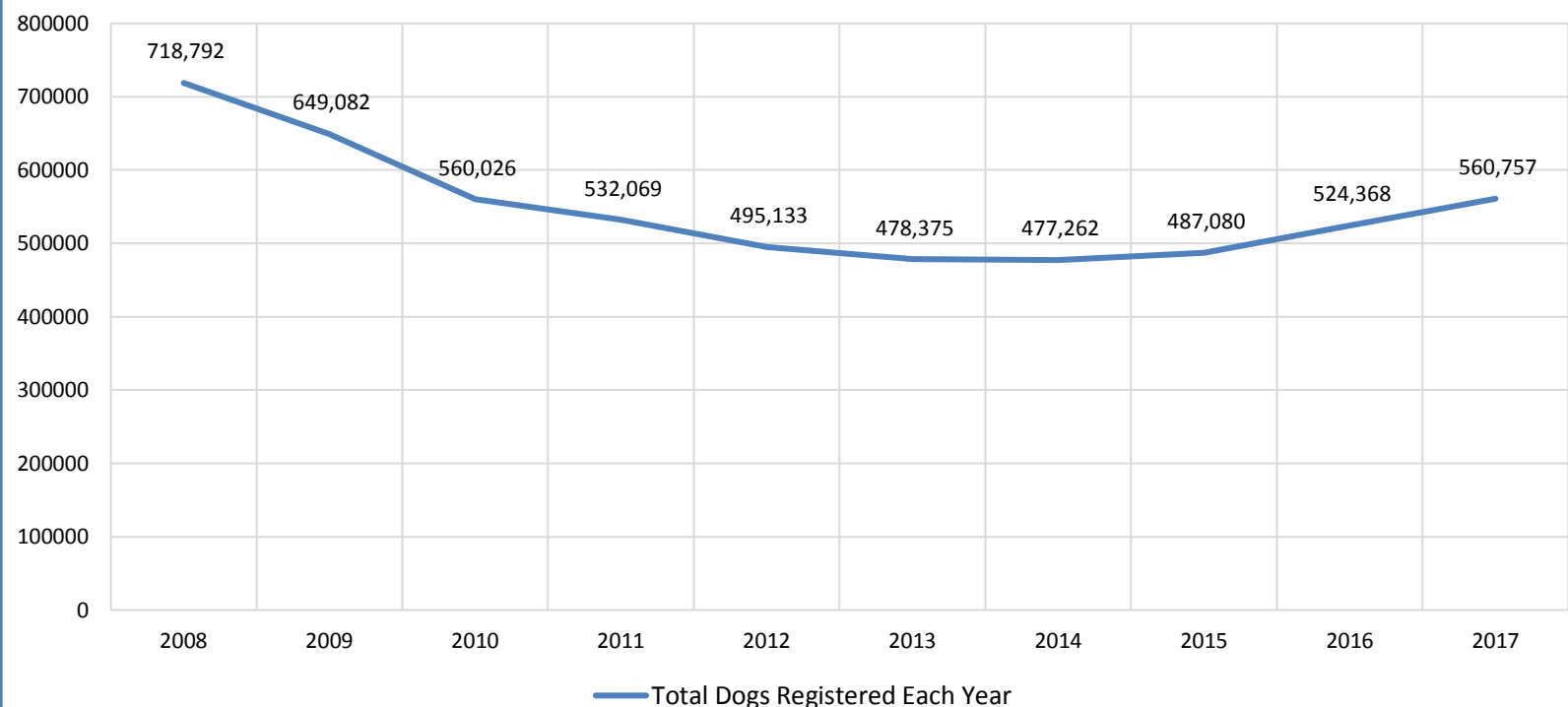
### Competing: Unique Individual Dogs & Bitches in Conformation Each Year



### Breeding: Unique Individual Dogs & Bitches Bred Each Year



### Dogs Registered (including FSS, Open, Conditional & Foreign)



### % of Each Year's Litter Complement that have been Shown or Bred (to date)

